


LABORATORY CANNABINOID PROFILE CERTIFICATE OF ANALYSIS	Extraction Date:08-Feb-17 Analysis Date/Time:08-Feb-17, 17:03:58
---	---








CUSTOMER INFORMATION		SAMPLE DETAILS	
Company:	Alaska Cannabis Exchange	Sample name	ACE CBD Pet Oil in MCT (15mL)
Contact Person:	Darrick Fitz	Sample number	4430
Contact Email:	fitzdarrick@yahoo.com	Sample Information	150mg CBD
Contact phone:	303-330-5681		

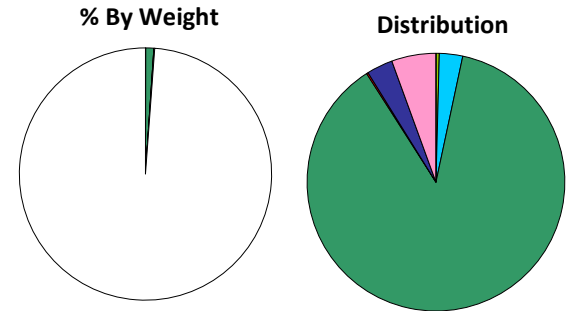
Substance Potency Analysis

CANNABINOID	Mg. PER GRAM	TOTAL Mg. IN A	<u>1</u>	GRAM PACKAGE (as reported by client)
CBD MAXIMUM *	10.303	10.303		
THC MAXIMUM *	0.384	0.384		
CBDA	0.049	0.049		
CBG	0.343	0.343		
CBD	10.260	10.260		
CBN	0.024	0.024		
THC	0.384	0.384		
CBC	0.651	0.651		
THCA	0.000	0.000		

CANNABINOIDS REPORTED AS "0" WERE BELOW DETECTABLE LEVELS

Substance Distribution Analysis

COLOR CODE	CANNABINOID	% BY WEIGHT	Distribution
	CBDA	0.005	0.42%
	CBG	0.034	2.92%
	CBD	1.026	87.61%
	CBN	0.002	0.20%
	THC	0.038	3.28%
	CBC	0.065	5.56%
	THCA	0.000	0.00%



White in % by weight is inert material

* All cannabinoids in their acid forms (ending in "A") are convertible to their non-acid forms via a decarboxylation process (heating). The THC and CBD maximum values reported above are the maximum theoretical amounts of THC and CBD the tested product would have if it were fully decarboxylated.

MacKenzie Keller

MacKenzie Keller
Laboratory Director

** Maximum % THC values exceeding three-tenths of one percent (0.3%) on a dry weight basis do not qualify as industrial hemp

** Maximum % THC Value for this sample is: **0.04 %**



PET CBD Ingest

Sample ID: BK18904-4	Batch ID: 1215P		
Customer: Alaska Cannabis Exchange	Type: Tincture	Instrument: UPLC-PDA-MS	Submitted: 01/04/17 Density: 0.946 g/mL
Test Site: Berkeley, CA	Test: Standard Terpenes	Method: SOP-002	Reported: 01/07/17

Compound Profile: Terpenes

Terpene	mg/mL	mg/g
β -Caryophyllene	Not Detected	
Caryophyllene oxide	Not Detected	
Citronellol	Not Detected	
D-Limonene	Not Detected	
α -Humulene	Not Detected	
Linalool	Not Detected	
β -Myrcene	0.36 mg/mL	0.38 mg/g
Phytol	Not Detected	
α -Pinene	Not Detected	
Terpinolene	Not Detected	