


LABORATORY CANNABINOID PROFILE CERTIFICATE OF ANALYSIS	Extraction Date:08-Feb-17
	Analysis Date/Time:08-Feb-17, 16:18:20








CUSTOMER INFORMATION		SAMPLE DETAILS	
Company:	Alaska Cannabis Exchange	Sample name	ACE CBD Vape Oil (15mL)
Contact Person:	Darrick Fitz	Sample number	4428
Contact Email:	fitzdarrick@yahoo.com	Sample Information	150mg CBD
Contact phone:	303-330-5681		

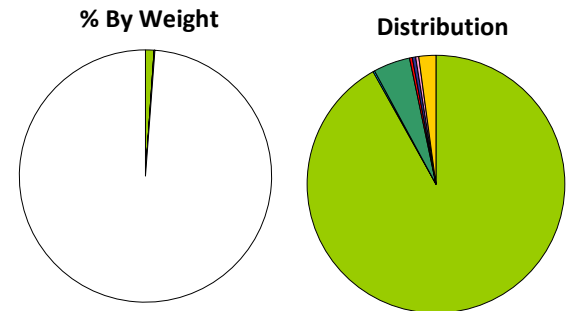
Substance Potency Analysis

CANNABINOID	Mg. PER GRAM	TOTAL Mg. IN A	<u>1</u>	GRAM PACKAGE (as reported by client)
CBD MAXIMUM *	10.113	10.113		
THC MAXIMUM *	0.274	0.274		
CBDA	10.978	10.978		
CBG	0.024	0.024		
CBD	0.551	0.551		
CBN	0.042	0.042		
THC	0.050	0.050		
CBC	0.046	0.046		
THCA	0.255	0.255		

CANNABINOIDS REPORTED AS "0" WERE BELOW DETECTABLE LEVELS

Substance Distribution Analysis

COLOR CODE	CANNABINOID	% BY WEIGHT	Distribution
	CBDA	1.098	91.89%
	CBG	0.002	0.20%
	CBD	0.055	4.61%
	CBN	0.004	0.35%
	THC	0.005	0.42%
	CBC	0.005	0.39%
	THCA	0.026	2.14%



White in % by weight is inert material

* All cannabinoids in their acid forms (ending in "A") are convertible to their non-acid forms via a decarboxylation process (heating). The THC and CBD maximum values reported above are the maximum theoretical amounts of THC and CBD the tested product would have if it were fully decarboxylated.

MacKenzie Keller

MacKenzie Keller
Laboratory Director

** Maximum % THC values exceeding three-tenths of one percent (0.3%) on a dry weight basis do not qualify as industrial hemp

** Maximum % THC Value for this sample is: **0.03 %**